

K3i LONG THROW LINE SOURCE FOR INSTALL



- Large format system performance
- Compellin SPL / size / weight ratio
- 4 coverage patterns (70° / 90° L-R / 110°) matching any venue geometry
- Efficient amplification use
- Refined cabinetry for greater aesthetics
- Install-specific rigging and accessories



ELECTRO-ACOUSTICS



Part of the K Series, K3i is a full range line source system designed for installed applications beyond 35m of throw. Housing the internationally recognized K2 performance into a compact enclosure, K3i is ideal for medium to large-scale venues where premium-tour sound and limited footprint prevail, such as large concert halls, clubs, congress centers and sport venues.

With exceptional bandwidth for its size - 42 Hz to 20 kHz - K3i system can be used as a stand-alone line source boasting strong output and reinforced LF contour. K3i can be supplemented by its companion subwoofer KS28 for increased LF capability or infra reinforcement.

K3i features Panflex™ offering four horizontal dispersions: 70° or 110° symmetrical or 90° asymmetrical on either side. With Panflex and inter-element angles ranging from 0.25° to 10°, the K3i line source coverage can be precisely tailored to any audience geometry.


Designed as a two-way active loudspeaker, K3i requires only two amplified controller channels for efficient amplification and optimal use of the Autosolver tools.

PHYSICAL

K3i enclosure is constructed of premium grade Baltic birch plywood to ensure maximum acoustical and mechanical integrity. K3i cabinet has been refined for greater aesthetics and lighter weight to minimize load and clear sightlines.

Enclosures are connected using rigging plates and dedicated accessories enable flown and ground-stacked configurations. To further improve aesthetics or to project video mappings, K3i can be fitted with an acoustically-transparent screen.

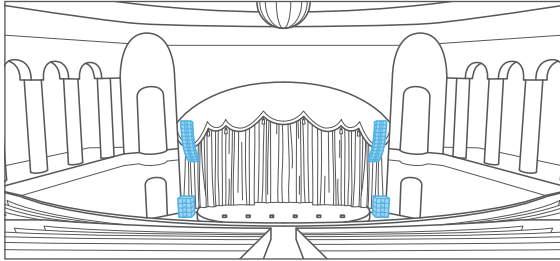
K3i features terminal connectors recessed behind a connector sealing plate with gland nuts. K3i enclosure has been weatherized to achieve an IP55 rating for outdoor operations and can be custom-colored using RAL references to melt into the venue decor.



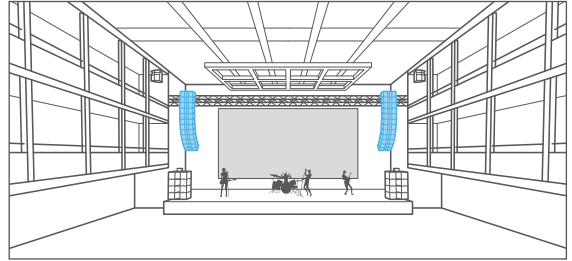
Sleek design with connecting plates and terminal connectors

APPLICATIONS

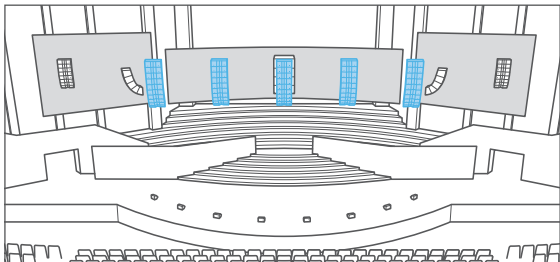
K3i is a large-format line source system that can be deployed on its own or combined with KS28, the companion subwoofer to address medium to large scale venues. With touring-grade contour, K3i is perfect as a main stereo system or as a scene system in an LISA Wide design. K3i also provides the adequate output and bandwidth for stand-alone distributed system in sport venues.



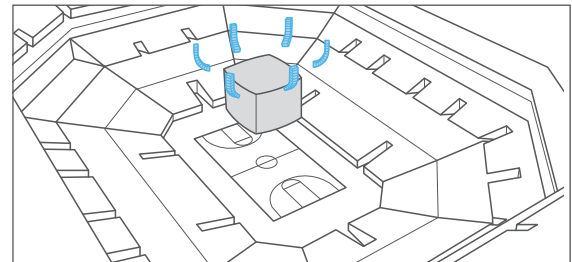
Large concert hall with K3i at 110°



Large indoor club with K3i at 90°



Performing arts center LISA Wide system with K3i at 110°



Large arena distributed system with K3i at 70°

RIGGING

K3i can be flown with the dedicated frame K3i-BUMP and the optional K3i-BAR for greater tilt angles. Smaller K3i arrays can be flown with the lighter frame and pullback accessory K3i-RIGBAR. Fastening brackets allow for secured connection to the ground or the ceiling with tilt angle capability.

K3i-BUMP + K3i-BAR
Flying frame for K3i with extension bar



K3i-RIGBAR
Rigging bar and pullback for K3i

K3i-SCREEN
Acoustically transparent screen for K3i

K3i-TILTBRACKET / K3i-CEILINGBRACKET
Fastening brackets with angles for K3i in ground-stacked or ceiling-mount configurations

AMPLIFIED CONTROLLERS

LA12X is the recommended amplified controller to power and control up to three K3i per pair of output channels. This configuration facilitates deployment and cable management. LA4X can also power one K3i per pair of output channels, offering the highest processing discretization for best use of the Autosolver tools.

Amplified controllers	LA4X	LA12X
Front and back panel		
Install / Touring	Install / Touring	Install / Touring
In x Out	4 x 4	4 x 4
Output power (W RMS)		
@ 8 ohms	4 x 1000 W	4 x 1400 W
@ 4 ohms	4 x 1000 W	4 x 2600 W
@ 2.7 ohms		4 x 3300 W
Height	2U	2U
Weight	11.3 kg / 24.9 lbs	14.5 kg / 32 lbs
Drive capability K3i		
Max. number of enclosures per pair of channels	1	3
Max. number of enclosures per amplifier	2	6
Max SPL	143 dB	143 dB

SUBWOOFERS

KS28: Companion 18" subwoofer (2 x 18")

K3i + KS28: bandwidth: 25 Hz – 20 kHz
Ratio of 1 KS28 to 2 K3i
Contour reinforced by 10 dB at 100 Hz



Other subwoofer: KS21i subwoofer (1 x 21")

K3i + KS21i: bandwidth: 29 Hz – 20 kHz
Ratio of 2 KS21i to 3 K3i
Contour reinforced by 10 dB at 100 Hz



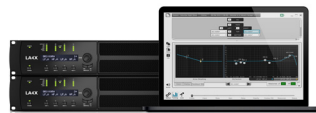
SOFTWARE

SOUNDVISION: simulation software




3D electro-acoustic and mechanical simulation software

LA Network Manager: control & monitoring software



Real-time control and monitoring up to 253 units
Multiple network topologies



Kiva II
Kara II(i)
K3(i)
K2
K1

K series: Long throw variable curvature line sources

The K range comprises modular and large format line sources adapted to long throw applications in rental productions and fixed installations. Modular line sources (Kiva II/Kara II) can be deployed with or without their dedicated subwoofer extension, based on bandwidth/footprint priority requirement.

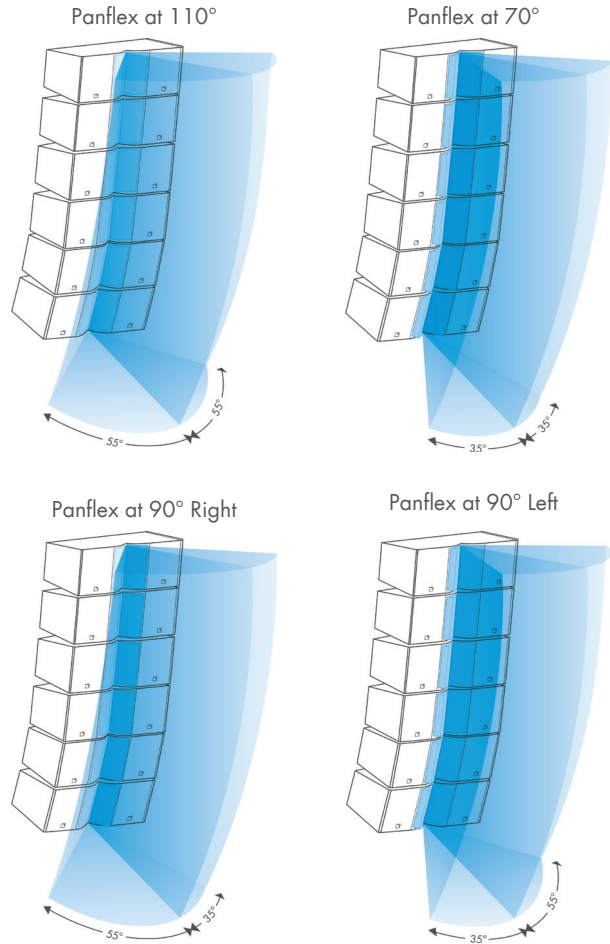
Large format line sources (K3/K2/K1) are true full range systems with a maximized coherence due to the proximity of their LF/HF driver acoustic centers. K1 and K2 systems can be deployed with K1-SB to boost the LF throw.

COVERAGE

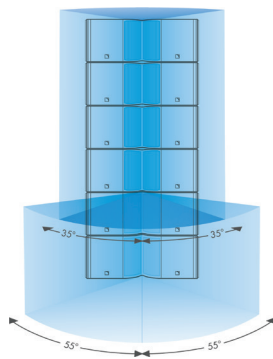
About L-Acoustics Panflex

K3i employs L-Acoustics Panflex™, a unique horizontal steering technology that combines mechanically adjustable fins with DSP algorithms effective from 300 Hz.

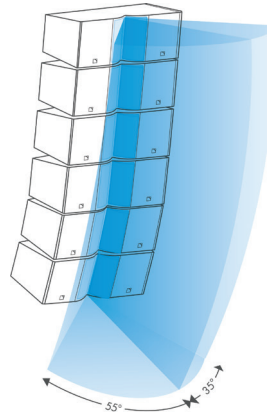
Narrowing or widening the horizontal directivity can serve many purposes: adapt to the width of the listening area, enable consistent SPL distribution for long and short distances, reduce or extend overlapping areas, and avoid reflecting surfaces. By combining WST® and Panflex, L-Acoustics exclusively addresses the control of directivity in both vertical and horizontal planes. As a result K3i can match complex audience geometries with best sonic performance and minimized noise pollution.



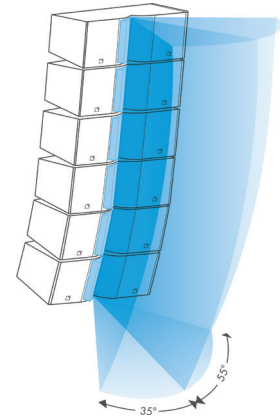
Mixed Panflex at 70°/110°



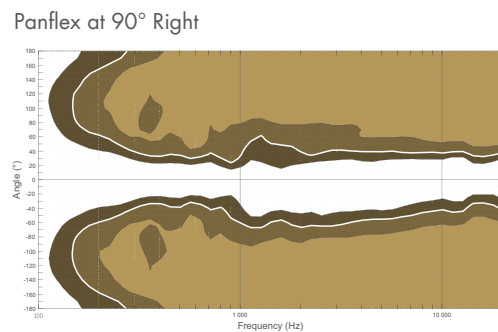
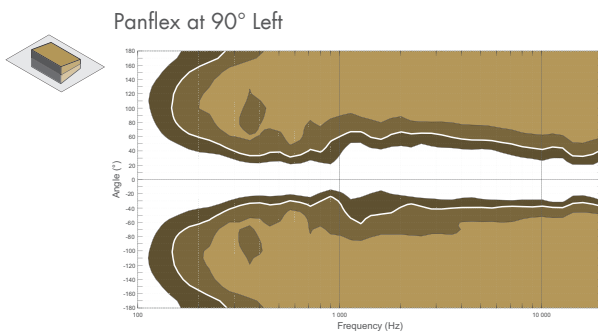
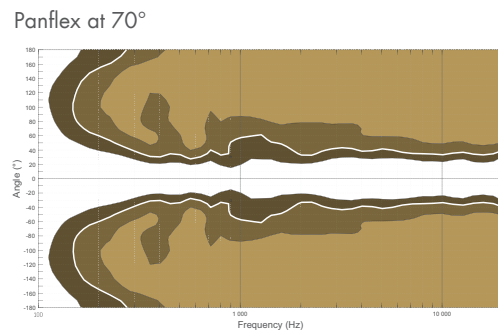
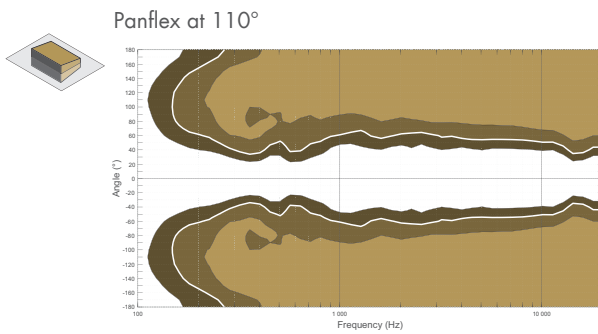
Panflex at 90° Right



Panflex at 90° Left



BEAMWIDTH



► Dispersion angle diagrams of a single K3i in the horizontal plane for all Panflex settings using lines of equal sound pressure at -3 dB, -6 dB, -12 dB.

K3i LONG THROW LINE SOURCE FOR INSTALL



K3i is the installation version of K3, designed for long-throw installation applications. K3i shares identical sonic performance with its touring counterpart but features a sleeker design and streamlined mounting hardware fitting integration requirements.

Housing the internationally recognized K2 performance into a compact enclosure, K3i is ideal for medium to large-scale venues that require premium-tour sound and limited footprint, such as large concert halls, clubs, congress centers and sport venues.

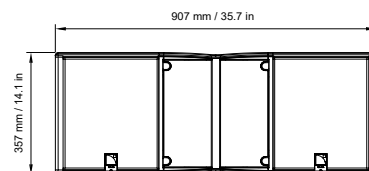
Inter-element angles and Panflex™ for user-adjustable horizontal directivity enable integrators, consultants and sound designers to precisely tailor the array coverage to any audience geometry.

Requiring only two channels of amplification, K3i is a high value solution that provides large-format concert sound in compact and lightweight construction to facilitate most integration scenarios. K3i is highly weather-resistant as standard and can be color-matched to melt into any venue decor, indoor or outdoor.

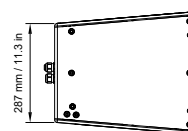


SPECIFICATIONS

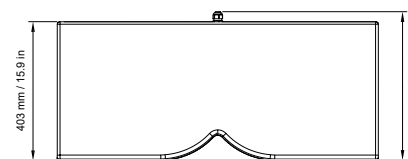
Description	2-way active WST enclosure, amplified by LA4X / LA8 / LA12X
Usable bandwidth (-10 dB)	42 Hz - 20 kHz ([K3_70])
Maximum SPL¹	143 dB ([K3_70])
Nominal directivity	Vertical : depending on number of elements and array curvature Horizontal : 70° / 110° symmetric or 90° asymmetric
Transducers	LF: 2 x 12" neodymium cone driver HF: 1 x 4" diaphragm neodymium compression driver
Acoustical load	LF: Bass-reflex, L-Vents HF: DOSC waveguide, Panflex
Nominal impedance	LF / HF : 8 Ω / 8 Ω
Connectors	4-point terminal block with push-in connection Connector sealing plate with cable gland
Rigging and handling	External rigging kits M6 inserts for rigging plates and accessories Inter-enclosure angles [deg]: 0, 1, 2, 3, 4, 5, 7.5, 10
Weight (net)	35 kg / 77 lb
Cabinet	Premium grade Baltic birch plywood
Front	Coated steel grill Acoustically neutral 3D fabric
Rigging components	High grade steel with anti-corrosion coating
Finish	Dark grey brown Pantone 426 C Pure white RAL 9010 Custom RAL code on special order
IP	IP55



Front



Side



Top

¹ Peak level at 1 m under free field conditions using pink noise with crest factor 4 (preset specified in brackets).

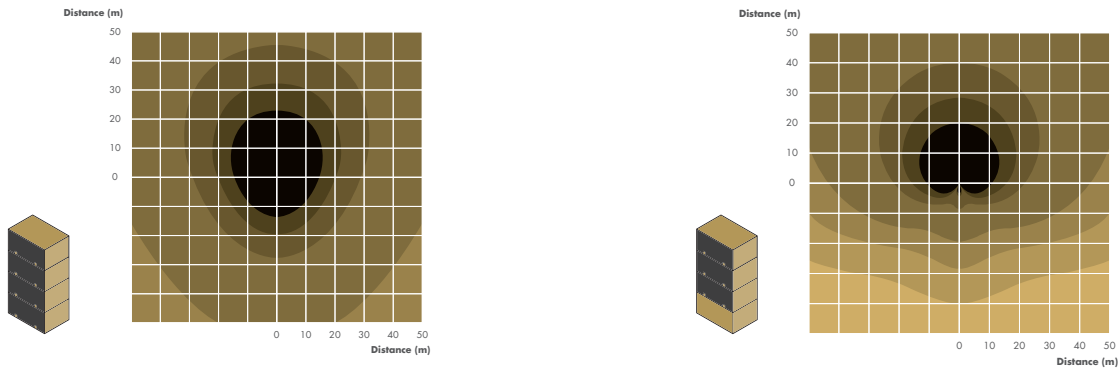
KS28 SUBWOOFER



Description	High power subwoofer: 2 × 18" amplified by LA12X
Usable bandwidth (-10 dB)	25 Hz - 100 Hz ([KS28_100])
Maximum SPL¹	143 dB ([KS28_100])
Nominal directivity	Standard or cardioid configurations
Transducers	2 × 18" neodymium cone driver
Acoustical load	Bass-reflex, L-Vents
Nominal impedance	4 Ω
Connectors	IN: 1 × 4-point speakON
Rigging and handling	Captive two-point rigging system 6 ergonomic handles 2 ground runners and 8 side runners
Weight (net)	79 kg / 174 lb
Cabinet	Premium grade Baltic beech and birch plywood
Front	Coated steel grill Acoustically neutral 3D fabric
Rigging components	High grade steel
Finish	Dark grey brown Pantone 426 C

¹ Peak level at 1 m under half space conditions using pink noise with crest factor 4 (preset specified in brackets).

ISOCONTOUR



► SPL mapping of a block of four KS28 in standard (left) and cardioid (right) arrangements, using surfaces of equal sound pressure with three dB step colored scale.

DIMENSIONS

